

Step 1: Go to <http://rslj.successce.com>

Step 2: Complete the **Last Name & SSN** fields, then click **Register**.



Step 3: Complete the **Personal Information** Section, then click **Save**.

Personal Information - Windows Internet Explorer
https://rsl.successce.com/PSTRegisterMember.aspx

File Edit View Favorites Tools Help

Personal Information

FEATURES
State Requirements
Contact Us

Personal Information Required - *

Login Email Address * JohnDoe@DoeFinancial.com
Home/Pers Email * JohnDoe@gmail.com
MasterID (if known)
First Name * John
Middle Name
Last Name * Doe
Address * 123 Any Street
City, State Zip * Anytown * PA * 19103
Company * Doe Financial
Broker/Dealer
Business Phone * (215)555-1212
Home Phone * (215)333-1212
SSN * 111-22-3333
Date of Birth * 01/01/1957

Required by your insurance company for annuity suitability and product specific training verification. Only last 4 digits will show on your account.

Yes, I want to receive information about my continuing education from the Success Family of CE Companies
 Yes, please sign me up for the e-mail reminder service designed to ensure your license never expires.

Save

Done Internet 100%

Step 4: Once you click the **Save** button, a section where Licensing information needs to be entered will appear. Enter your **State & License Number**, and be sure to click the yellow **Save License Number** button.

Personal Information - Windows Internet Explorer
https://rsl.successce.com/PSTRegisterMember.aspx

File Edit View Favorites Tools Help

Personal Information

FEATURES
State Requirements
Contact Us

Add/Verify License Information to Continue Required = *

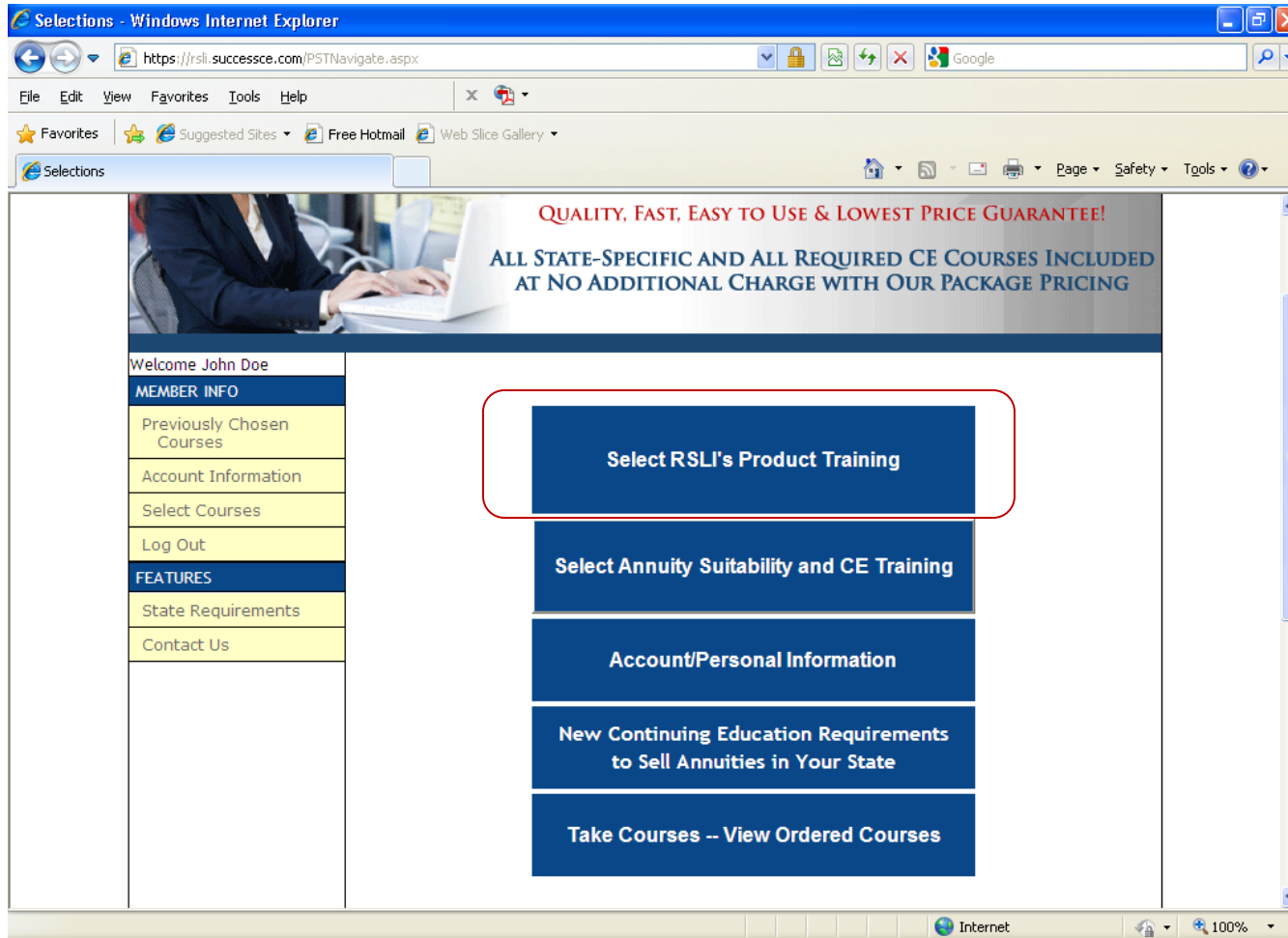
Login Email Address * JohnDoe@DoeFinancial.com
Home/Pers Email * JohnDoe@gmail.com
MasterID (if known)
First Name * John
Middle Name
Last Name * Doe
Address * 123 Any Street
City, State Zip * Anytown * PA * 19103
Company * Doe Financial
Broker/Dealer
Business Phone * (215)555-1212
Home Phone * (215)333-1212
SSN * 111-22-3333
Date of Birth * 01/01/1957

Required by your insurance company for annuity suitability and product specific training verification. Only last 4 digits will show on your account.

***Insurance License Information**
Cancel
State License No. Renewal Date
PA 987654 01/01/1900
Save License Number

Yes, I want to receive information about my continuing education from the Success Family of CF Companies

Step 5: Once your **Personal Information** is complete, a screen will appear with several blue rectangular boxes. Select the first box to take RSL’s Product Specific Training Course.



Step 6: Check the box for **Reliance Standard Combined Product Specific Training**, then click **Add Selected Courses**.

The screenshot shows a web browser window titled "PST Course Selection - Windows Internet Explorer". The address bar displays the URL: https://rslc.successce.com/ProductSpecificTraining_CarriersDetail.aspx?CompanyID=RSLI. The page content includes a navigation menu on the left with sections like "MEMBER INFO" and "FEATURES". The main content area shows "Carrier: RSLI" and a list of course options. A specific course, "Reliance Standard Combined Product Specific Training", is highlighted with a checkbox checked. Below the course list, there are buttons for "Add Selected Courses" and "Back".

AT NO ADDITIONAL CHARGE WITH OUR PACKAGE PRICING

Welcome John Doe

MEMBER INFO

- Previously Chosen Courses
- Account Information
- Select Courses
- Log Out

FEATURES

- State Requirements
- Contact Us

Carrier: RSLI

Back | **Select Annuity Suitability CE Training**

Go To Courses Already Ordered

Add Selected Courses

Click on Boxes on the Right to Select Courses Not Already Ordered or Completed

Courses not yet ordered or completed Choose Courses Below

Reliance Standard Combined Product Specific Training	N/C
Course Number: RSCourse1	<input checked="" type="checkbox"/>
<small>Reliance Standard Combined Product Specific Training</small>	

Add Selected Courses

Back | **Select Annuity Suitability CE Training**

ProductSpecificTraining_CarriersDetail.aspx?CompanyID=RSLI

Step 7: Click the **Open Course** button.

Welcome John Doe

MEMBER INFO


- Previously Chosen Courses
- Account Information
- Select Courses
- Log Out

FEATURES

- State Requirements
- Contact Us

Take Your Courses

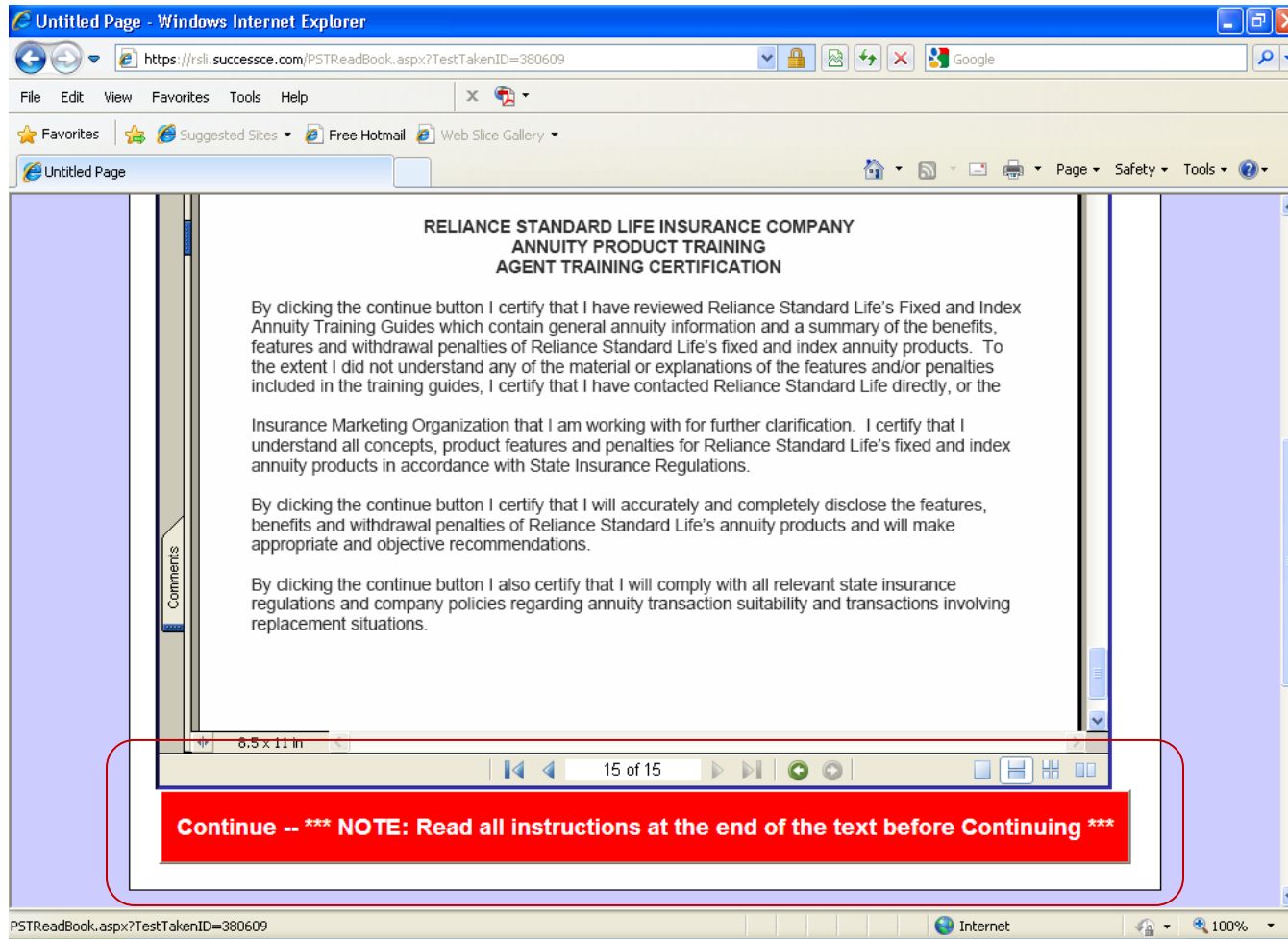
Purchased courses:

 = complete

Reliance Standard Combined Product Specific Training PST RSCourse1 0.0

[Open Course](#)

Step 8: Once the PDF opens, read the 15-page training guide, then click the red **Continue** button when finished.



Step 9: Click the **Print Certificate** button if you wish. You do not need to send this into RSL, as we will be able to see that the course has been completed. This certificate is for your records only.

The screenshot displays a web browser window with the following elements:

- Browser Title:** Information - Windows Internet Explorer
- Address Bar:** https://rsl.successce.com/MyInformation2.aspx
- Page Header:** THE SUCCESS FAMILY OF CE COMPANIES. QUALITY, FAST, EASY TO USE & LOWEST PRICE GUARANTEE! ALL STATE-SPECIFIC AND ALL REQUIRED CE COURSES INCLUDED AT NO ADDITIONAL CHARGE WITH OUR PACKAGE PRICING.
- Sidebar (Left):**
 - Welcome John Doe
 - MEMBER INFO**
 - Previously Chosen Courses
 - Account Information
 - Select Courses
 - Log Out
 - FEATURES**
 - State Requirements
 - Contact Us
- Main Content Area:**
 - Take Your Courses**
 - Purchased courses:*
 - = complete
 - Reliance Standard Combined Product Specific Training PST RSCourse1 0.0
 - Print Certificate** (button highlighted with a red box)

The screenshot shows a Windows Internet Explorer browser window displaying a certificate. The browser's address bar shows the URL: <https://rsl.succesce.com/MakeCert.aspx?TestTakenID=380609>. The browser's menu bar includes options like 'Save a Copy', 'Print', 'Email', 'Search', 'Review & Comment', and 'Sign'. The toolbar shows various navigation and editing tools, with the zoom level set to 58%. On the left side of the browser window, there is a vertical sidebar with buttons for 'Bookmarks', 'Signatures', 'Layers', 'Pages', and 'Comments'. The certificate itself is titled 'THE SUCCESS FAMILY OF CE COMPANIES' and 'AFFORDABLE CE · FIRSTCHOICE CE · CLIENTELL CE · SUCCESS CE'. Below the title is the slogan 'KNOWLEDGE IS EVERYTHING'. The main heading of the certificate is 'Certificate of Course Completion'. The text on the certificate reads: 'This certifies that John Doe (Student Name), N/A (Agent ID/License Number), XXX-XX-3333 (Social Security Number) has completed our program of online (interactive) studies, Reliance Standard Combined Product Specific Training (Course Title), RSCourse1 (Course Number) on 04/30/2012 (Date) for N/A (Hours) credit hours in the state of N/A (State). The certificate is signed by 'J. William "Bill" Cooley - Director' with a handwritten signature. The date of completion is '04/30/2012'. The provider name is 'Reliance Standard' and the provider number is 'Reliance Standard'. At the bottom of the certificate, the address is '2 Corporate Plaza Drive, Suite 100 · Newport Beach, CA 92660' with phone and fax numbers '(949) 706-9453'. The browser's status bar at the bottom shows '11 x 8.5 in' and '1 of 1'.